



### District Report Card: 2017


<b>State:</b> Odisha	<b>District:</b> Gajapati
<b>Class:</b> 3	<b>Subject:</b> Language
<b>Schools:</b> 31	<b>Students:</b> 696


### Participation/Coverage


#### Students

<div>GENDER</div> <div></div>	Boys		Girls	
	Number	%	Number	%
	337	48.42	359	51.58

<div>AREA</div> <div></div>	Rural		Urban	
	Number	%	Number	%
	646	92.82	50	7.18

<div>CATEGORY</div> <div></div>	SC		ST		OBC		GEN	
	Number	%	Number	%	Number	%	Number	%
	25	3.59	461	66.24	181	26.01	29	4.17

<div>CWSN</div> <div></div>	LD	VI	HI	S&LD	ID	Oth
	0	1	0	1	0	2

<div>Management</div> <div></div>	Government		Government-aided	
	Number	%	Number	%
	666	95.69	30	4.31

### Average Performance of Students in Language (%)

Overall	Gender		Area		Management		Social Group			
	Male	Female	Rural	Urban	Govt.	Aided	SC	ST	OBC	GEN
52.38	52.15	52.59	52.57	49.87	52.60	47.33	49.33	51.38	53.41	64.37

## Performance on Learning Outcomes (LOs)

Learning Outcomes	Description	Average Performance(%)
L304	Reads small texts with comprehension i.e., identifies main ideas, details, sequence and draws conclusions	54.34
L312	Reads printed scripts on the classroom walls: poems, posters, charts etc.	48.45

Range of Performance of Students who Answered Correctly							
Below 30%		30% - 50%		50% - 75%		Above 75%	
Number	%	Number	%	Number	%	Number	%
116	16.67	205	29.45	253	36.35	122	17.53

## Lowest Performing Learning Outcomes (LOs)

1 - Reads printed scripts on the classroom walls: poems, posters, charts etc. (48.45)

2 - Reads small texts with comprehension i.e., identifies main ideas, details, sequence and draws conclusions (54.34)